




Production advice ware potatoes TRADITIONAL FRESH

- Big size tubers
- High yield
- Low nitrogen requirement
- Bright, dark red skin



Agronomic characters

Maturity	58	Medium late
Dormancy	72	Long
Yield mature	121	Very high
Tuber size	85	Large
Tuber shape		Oval
Number of tubers		9-11
Skin colour		Dark red
Flesh after cooking		Light yellow
Cooking type		AB - Slightly firm
Dry matter content/Starch		18,1% / 12,3%
UWW/Specific gravity		327 / 1,069
Internal bruising	10	Little sensitive
Metribuzin sensitivity	60	● ● ● ● ●
Little Potato disorder	87	● ● ● ● ●



Skin and flesh colour



Cooking type



Maturity

Plant populations

Seed size	Plant population/ha	Row distance	
		75 cm	90 cm
28/35	53.000	25	21
35/45	50.000	27	22
35/55	46.000	29	24
50/55	44.500	30	25
55/65	41.500	32	27

Resistances

Foliage Blight	48	● ● ● ● ●
Tuber Blight	56	● ● ● ● ●
Alternaria	90	● ● ● ● ●
Common scab	56	● ● ● ● ●
Powdery scab	53	● ● ● ● ●
Spraing	96	● ● ● ● ●
PVY	30	● ● ● ● ●
Yntn tuber tolerance	99	● ● ● ● ●

PCN Resistance

Ro1/4	9	● ● ● ● ●
Ro2/3	*2	● ● ● ● ●
Ro5	*6	● ● ● ● ●
Pa2		● ● ● ● ●
Pa3		● ● ● ● ●

Wart disease

F1	3	● ● ● ● ●
F2	3	● ● ● ● ●
F6	3	● ● ● ● ●
F18	*1	● ● ● ● ●

* HZPC own analysis/no official analysis

Fertilizer

- Adapt fertilization to soil analysis.
- Always refer to the local and current rules about crop fertilization.
- Apply nitrogen all at once.
- Nitrogen (N) : Medium inputs (170-210Kg N/ha inclusive of soil supply).
- Do not apply potassium chloride (KCl) less than 6 weeks before planting, as late applications could induce lower dry matter.
- Phosphate (P) and Potassium (K) : according to standard advice.
- Pay attention to the amount of organic fertilizer to avoid later mineralisation.



Production advice ware potatoes TRADITIONAL FRESH



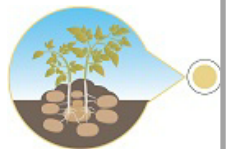
Pre-treatment and planting

- RONALDO has a long dormancy.
- Pre-sprouting helps to advance the growth.
- Seed should be removed from the cold store in time before planting.
- RONALDO can be grown on all soil types.
- Avoid soils with too high risk of powdery scab.
- Take care of a good volume ridge to prevent green tubers.



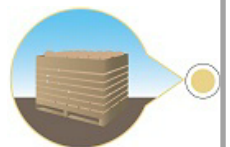
Growing attention points

- Foliage development is strong, keep nitrogen low.
- Emergence is normal.
- The use of metribuzin is recommended before emergence. When applying post emergence, use the low dose system.
- Too much irrigation late in the season increases the dominance of lenticels.
- Use a robust Phytophthora programme, to prevent foliage and tuber blight
- Use later in the season products with strong tuber protection against tuber blight.
- Preventive spraying against Phytophthora is advised.



Haulm killing and harvest

- Ensure a sufficient matured crop before haulm killing. This promotes a higher dry matter content.
- The skin should be fully set before harvest.
- Prevent mechanical damage to improve storability.
- Tubers are big. Harvest and store with care to avoid damage and bruising.



Storage

- RONALDO is not suitable for long term storage.
- Prevent dehydration, cool with a small difference between cooling air and product temperature.
- Take care of the wound healing period.